

ANDERSEN

DESIGN RODOLFO DORDONI



Struttura: in legno massello con molleggio garantito da cinghie elastiche ad alta componente di caucciù. Preparazione della struttura, in poliuretano espanso ad alta resilienza composto da numerosi strati di quote differenziate termosensibili.

Tutta la struttura è rivestita con trapuntino di fibra termolegata traspirante accoppiata con tela di cotone bianca anallergica che conferisce morbidezza.

Cuscinatura: imbottitura cuscino seduta in piuma d'oca canalizzata ad alto spessore per conferire grande sofficià al cuscino. Insetto in poliuretano espanso ad alta resilienza, rivestito nella parte superiore con materiale poliuretano "termosensibile".

Cuscini schienale totalmente imbottiti in piuma d'oca canalizzata.

Braccioli rivestiti sul lato interno con trapuntino in piuma d'oca canalizzata che conferisce morbidezza, dando al bracciolo l'aspetto di un cuscino.

Sfoderabilità: il rivestimento è completamente sfoderabile nella versione in tessuto smontando la base perimetrale portante allentando le apposite manopole. Nella versione in pelle il rivestimento è fisso solo per la struttura, mentre è sfoderabile per i cuscini schienale e seduta.

Base: telaio in metallo a sezione rettangolare 30x15 mm, verniciato color Peltro con finitura lucida anti-touch. Appoggio a terra tramite piedini in metallo pressofuso verniciato color Peltro, con finitura lucida anti-touch.

Scivolante protettivo in Hytrel® (gomma morbida antigraffio).

POGGIATESTA OPTIONAL "ANDERSEN" Realizzato in poliuretano espanso ad elevata densità, rivestito con trapuntino in piuma d'oca canalizzata e fissato alla struttura mediante una fascia. La fodera del cuscino può essere realizzata a scelta nei tessuti o pelli a campionario, qualora non venisse specificata all'atto dell'ordine verrà coordinata al rivestimento del divano.

Il poggiatesta si può collocare in diverse posizioni a seconda delle varie esigenze di utilizzo.

Structure: in solid wood with suspension provided by high-rubber-content elastic webbing.

The structure, is made of many layers of variable-density, temperature-sensitive, high-resilience polyurethane foam.

The entire structure has a breathable heat-bonded quilted fiber cover laminated to a white hypoallergenic cotton fabric which lends softness.

Cushions: thick seat cushion padding in channeled goose down, for increased cushion softness. Resilient polyurethane foam insert, covered - in the upper part - with "thermosensitive" polyurethane material.

Backrest cushions fully padded with channeled goose down.

Armrests covered on internal side with quilted channeled goose down, which results in enhanced softness, thereby making the armrests look like cushions.

Covers: fully removable in the fabric version by taking the external supporting base apart, loosening the knobs.

Leather cover of the structure non-removable; removable backrest and seat cushion covers.

Base: metal frame rectangular section, 30x15 mm varnished Pewter colour with polished, anti-touch finish. Die-cast metal feet, Pewter colour varnished with polished, anti-touch finish.

Protective glides made of Hytrel® (soft, scratch-proof rubber).

"ANDERSEN" OPTIONAL HEADREST

Made of high-density polyurethane foam, covered with quilted channeled goose down and fixed to the frame by means of a strip. The cushion cover can be supplied in the fabrics or types of leather available in the pattern book. If the material of the cushion cover is not specified in the order, it will be coordinated with the sofa cover.

The headrest can be placed in several positions, to satisfy individual requirements.

Gestell: Aus massivem Holz mit Federung durch elastische Gurte mit hohem Kautschukinhalt. Aufbereitung der Struktur mit hochdichtem Polyurethanschaum, bestehend aus zahlreichen unterschiedlich dick geschäumten, thermosensiblen Schichten.

Die gesamte Struktur ist mit einem Steppbezug überzogen, aus atmungsaktiver, thermofixierter Faser, kombiniert mit antiallergischem, weißem Baumwolltuch, das Weichheit verleiht.

Kissen: Dickes Sitzkissenpolster aus kanalisierten Gänsedaunen, durch die das Kissen sehr locker wirkt. Einsatz aus hoch kerbzähem, geschäumtem Polyurethan und Oberseitenpolsterung mit "wärmesensiblem" Polyurethanmaterial.

Komplett mit kanalisierten Gänsedaunen gefütterte Rückenlehnenkissen.

Armlehne an der Innenseite mit einem Steppbezug aus kanalisierten Gänsedaunen bezogene Armlehnen, die weich und locker wirken, was der Armlehne das Aussehen eines Kissens verleiht.

Abziehbarkeit: Nur der Stoffbezug ist abziehbar. Hierzu wird das umlaufende tragende Grundgestell nach vorheriger Lockerung der Kugelgriffe demontiert. Fester Lederbezug nur für das Gestell, die Kissen mit Lederbezug sind abziehbar.

Grundgestell: aus einem Metallrahmen mit rechteckigem Schnitt 30x15 mm und glänzendem zinnfarbigem Finish mit Anti-Fingerprint-Beschichtung. Bodenaufgabe durch Füße aus Metallpressguss, zinnfarbig glanzlackiert mit Anti-Fingerprint-Beschichtung.

Gleitschutz aus Hytrel® (weicher, kratzfester Gummi).

KOPFTÜTZE FAKULTATIV "ANDERSEN"

Hergestellt aus geschäumtem, hochdichtem Polyurethan. Steppbezug aus kanalisierten Gänsedaunen und Befestigung am Gestell durch ein Band. Der Kissenbezug kann aus den Stoffen oder dem Leder, die in der Musterkollektion zur Auswahl stehen, gefertigt werden; wird der Kissenbezug nicht auf der Bestellung angegeben, so wird er auf den Sofabezug abgestimmt.

Die Kopftütze lässt sich je nach Nutzungsanspruch in unterschiedliche Positionen stellen.

Structure : en bois massif avec suspension assurée par des sangles élastiques à haute teneur en caoutchouc. Préparation de la structure en polyuréthane expansé à haute résilience, constitué de nombreuses couches termosensibles à densité différenciée. Toute la structure est recouverte d'un édredon en fibre thermoliée respirante, doublé de toile de coton blanc anallergique qui en augmente la souplesse.

Coussins : le rembourrage du coussin d'assise en plumes d'oie à secteurs à haute épaisseur confère une grande souplesse au coussin. Élément en polyuréthane expansé à haute résilience, revêtu dans la partie supérieure avec un matériau polyuréthane "thermosensible".

Les coussins du dossier sont entièrement rembourrés en plumes d'oie à secteurs.

Le côté intérieur des accoudoirs est matelassé en plumes d'oie à secteurs pour donner plus de douceur et de moelleux, pour les transformer en de véritables coussins.

Déhoussage : revêtement entièrement déhoussable en tissu après démontage de la base périmétrale porteuse en desserrant les boutons moletés. Revêtement en cuir fixe pour la structure, déhoussables par les coussins dossier et d'assise.

Base : châssis en métal section rectangulaire 30x15 mm avec finition couleur Étain finition brillante anti-traces. Pieds en métal moulé sous pression, couleur Étain avec finition brillante anti-traces.

Patin de protection en Hytrel® (caoutchouc souple antiéraflure).

APPUI-TÊTE OPTIONNEL "ANDERSEN"


Réalisé en polyuréthane expansé haute densité, revêtement matelassé en plumes d'oie à secteurs et fixation à la structure à l'aide d'une sangle.

La doublure du coussin peut être réalisée au choix parmi la gamme de tissus et cuirs sur catalogue ; en l'absence de spécification à la commande, le coussin sera coordonné au revêtement du canapé.

Le repose-tête peut être placé en différentes positions en fonction des différentes exigences d'utilisation.

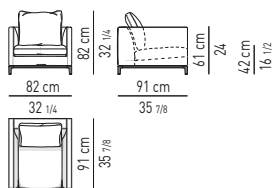
FINITURA BASE BASE FINISH

METALLO METAL

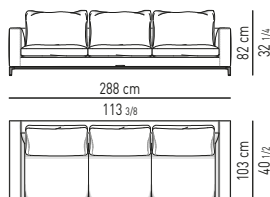
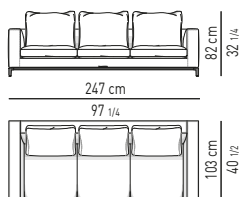
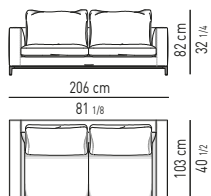
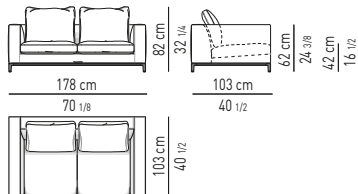


PELTRO LUCIDO
POLISHED PEWTER

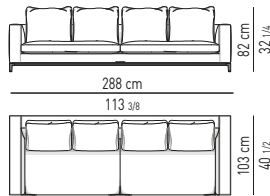
POLTRONA | ARMCHAIR



DIVANI | SOFAS

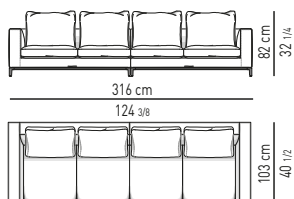


CON 3 CUSCINI DI SEDUTA | WITH 3 SEAT CUSHIONS

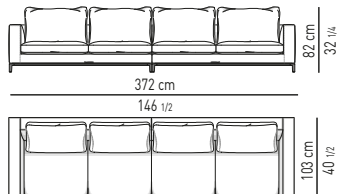


CON 2 CUSCINI DI SEDUTA | WITH 2 SEAT CUSHIONS

DIVANI COMPOSTI | COMPOSED SOFAS

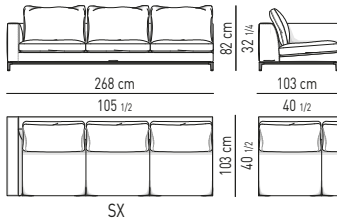
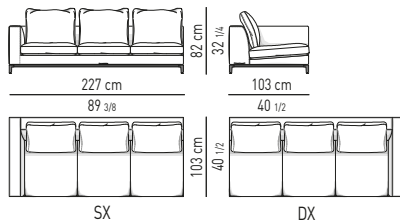
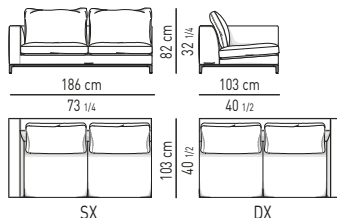
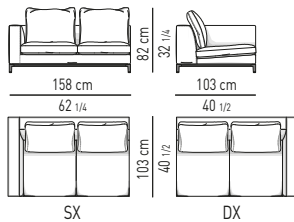


Divano composto da elemento terminale sx e dx cm 158
Arrangement made up of element with armrest sx and dx cm 158

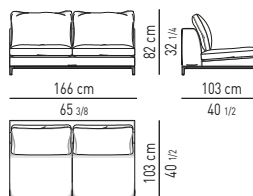
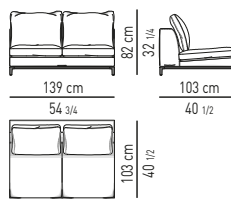


Divano composto da elemento terminale sx e dx cm 186
Arrangement made up of element with armrest sx and dx cm 186

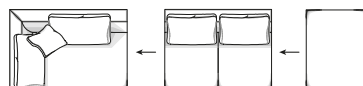
ELEMENTI TERMINALI | ELEMENTS WITH 1 ARMREST



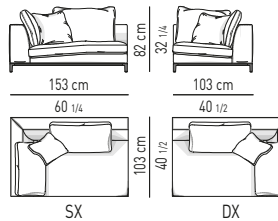
ELEMENTI CENTRALI | CENTRAL ELEMENTS



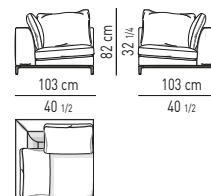
ESEMPIO AGGREGABILITÀ DI DIVANO ANGOLARE, ELEMENTO CENTRALE E POUF
EXAMPLE OF CORNER SOFA, CENTRAL ELEMENT AND OTTOMAN SETTING SOLUTION



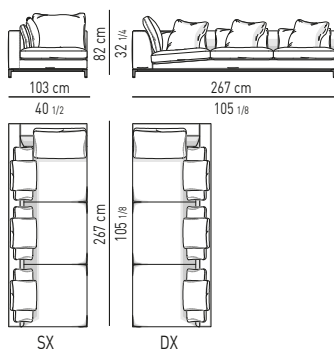
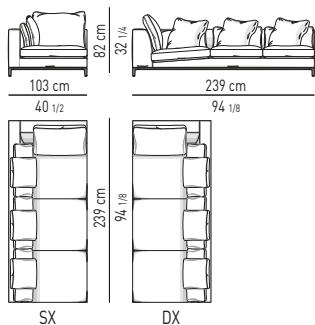
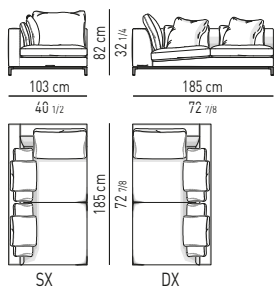
DIVANO ANGOLARE | CORNER SOFA



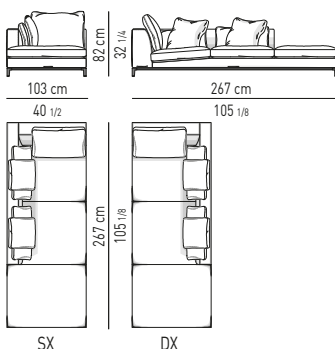
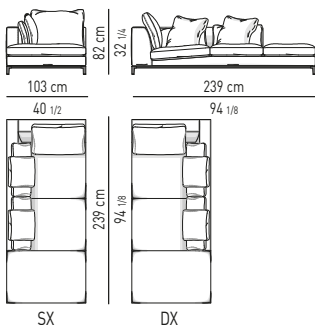
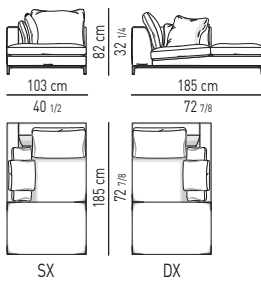
ELEMENTO ANGOLARE | CORNER ELEMENT



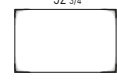
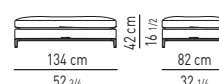

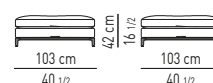
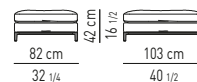
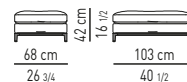
DIVANI TERMINALI ANGOLARI | CORNER SOFAS WITH 1 ARMREST



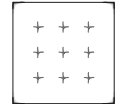
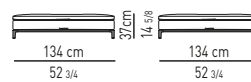
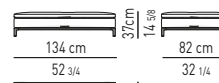
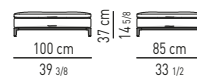
DIVANI ANGOLARI PENISOLA | OPEN-END CORNER SOFAS



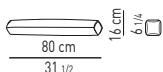
POUF | OTTOMANS



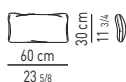
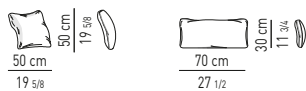
PANCHE | BENCHES



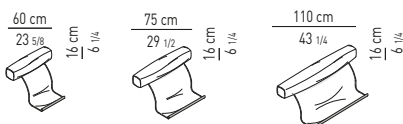
CUSCINO-PANCA OPTIONAL "ANDERSEN" "ANDERSEN" OPTIONAL BENCH-CUSHION



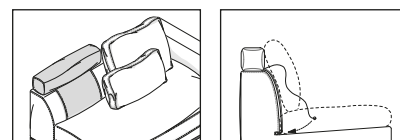
CUSCINI OPTIONAL "ANDERSEN" "ANDERSEN" OPTIONAL CUSHIONS



POGGIATESTA OPTIONAL "ANDERSEN" "ANDERSEN" OPTIONAL HEADRESTS


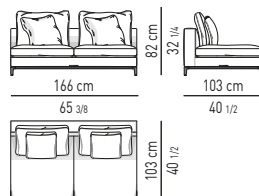
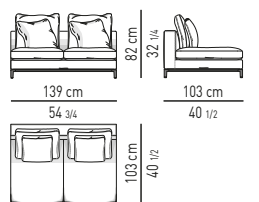
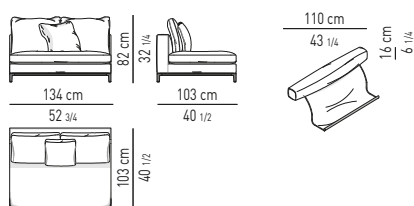


POSIZIONE POGGIATESTA | HEADREST POSITION



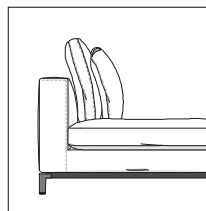
ANDERSEN "SOFA"

ELEMENTI "SOFA" | "SOFA" ELEMENTS



SEZIONE DELLO SCHIENALE E DEL BRACCIOLO DEGLI ELEMENTI "SOFA".

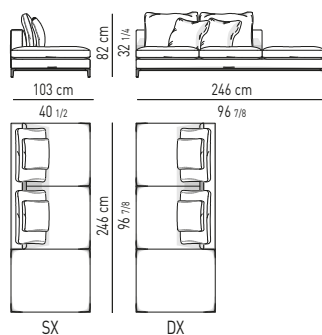
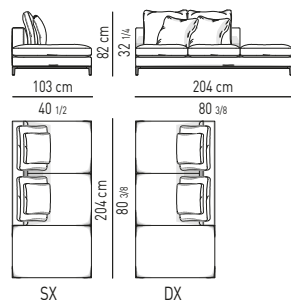
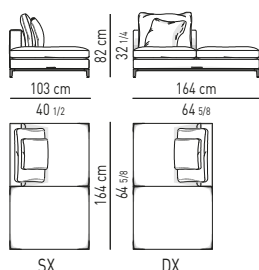
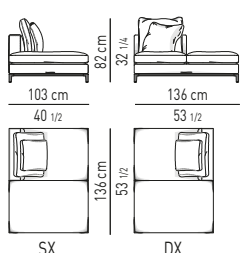
BACKREST AND ARMREST'S SECTION OF THE "SOFA" ELEMENTS.



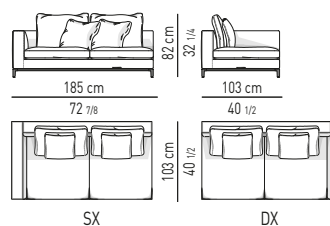
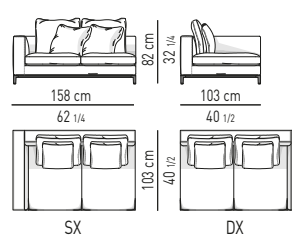
SEZIONE DELLO SCHIENALE DI "DIVANI", "ELEMENTI TERMINALI", "DIVANO ANGOLARE", "ELEMENTI CENTRALI", "DIVANI ANGOLARI PENISOLA" E "DIVANI TERMINALI ANGOLARI".

BACKREST'S SECTION OF "SOFAS", "ELEMENTS WITH 1 ARMREST", "CORNER SOFA", "CENTRAL ELEMENTS", "OPEN-END CORNER SOFAS" AND "CORNER SOFAS WITH 1 ARMREST".

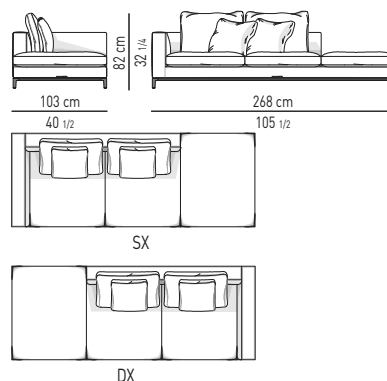
ELEMENTI "SOFA" CON PENISOLA OPEN-END "SOFA" ELEMENTS



ELEMENTI "SOFA" CON 1 BRACCIOLO "SOFA" ELEMENTS WITH 1 ARMREST



ELEMENTO "SOFA" PENISOLA CON 1 BRACCIOLO OPEN-END "SOFA" ELEMENT WITH 1 ARMREST



N.B.: GLI ELEMENTI "SOFA" NON POSSONO ESSERE AGGREGATI AI "DIVANI ANGOLARI PENISOLA" E AI "DIVANI TERMINALI ANGOLARI" PER LA DIFFERENTE SEZIONE DELLO SCHIENALE. GLI ELEMENTI "SOFA" CON 1 BRACCIOLO (CM 158 E 185) E GLI ELEMENTI "SOFA" PENISOLA CON 1 BRACCIOLO (CM 268) POSSONO ESSERE AGGREGATI ESCLUSIVAMENTE AGLI ALTRI ELEMENTI "SOFA".

N.B.: "SOFA" ELEMENTS CANNOT BE JOINED TO "OPEN-END CORNER SOFAS" AND TO "CORNER SOFAS WITH 1 ARMREST" DUE TO THE DIFFERENT SECTION OF THE BACKREST. THE "SOFA" ELEMENTS WITH 1 ARMREST (CM 158 AND 185) AND THE OPEN-END "SOFA" ELEMENTS WITH 1 ARMREST (CM 268) CAN BE JOINED ONLY TO THE OTHER "SOFA" ELEMENTS.