

## HARVEY

DESIGN RODOLFO DORDONI



**Struttura:** mobili realizzati con struttura in legno spessore 20 mm, top assemblato a 45° alle spalle laterali.

**Ante:** ante in legno, spessore 30 mm, con maniglia incassata in metallo, finitura Black-Nickel. Ripiano in vetro temperato 10 mm Grigio Fumé, posto all'interno dei moduli ad ante.

**Cassetti:** con guide Blum Motion, finitura interna rovere laccato Moka a poro aperto e maniglia in metallo, finitura Black-Nickel.

**Base:** appoggio a terra tramite base in frassino da 30x30 mm laccata Moka a poro aperto con traverso in metallo Black-Nickel e piedini tecnici regolabili.

**Finiture:** struttura e ante laccate lucido nei colori Bianco, Sand, Fango, Moka, Petrolio, Grigio Stone o Granito abbinata sempre alla base in legno massello laccata Moka a poro aperto. Finitura interna laccata opaco in tinta con quella esterna.

**Structure:** cabinets with wood structure, 20 mm in thickness; top mounted, at an angle of 45 degrees, to sides panels.

**Doors:** wood doors, 30 mm in thickness, with built-in metal handles; Black-Nickel finish. Tempered Smoked Grey glass shelves, 10 mm in thickness, in door modules.

**Drawers:** with Blum Motion guides, internal finish in open pore Moka lacquered oak; metal handles, Black-Nickel finish.

**Base:** ash base, 30x30 mm, open pore Moka lacquered, with Black-Nickel finished metal beam and adjustable technical feet.

**Finishes:** structure and doors glossy lacquered in White, Sand, Mud, Moka, Petroleum, Stone Grey or Granite, always matched to solid wood base open pore lacquered in Moka. Internal finish matt lacquered matching external finish.

**Gestell:** Möbel mit einem 20 mm dickem Holzgestell, 45°-Montage des Tops an die Seitenwände.

**Türen:** Holzflügel, Dicke 30 mm mit eingelassenem Metallgriff, Black-Nickel-Finish. Einlageboden in den Flügelmodulen aus 10 mm gehärtetem Rauchglas.

**Schubladen:** mit Blum Motion Führungen, Innenfinish aus Eiche, offenporig lackiert in Mokka und Metallgriff im Black-Nickel-Finish.

**Grundgestell:** Bodenauflage mit dem Grundgestell aus Esche 30x30 mm, offenporig lackiert in Mokka mit Metallquerstrebe im Black-Nickel-Finish und technischen Stellfüßen.

**Ausführungen:** Grundgestell und Flügel mit Glanzlackierung in den Farben Weiß, Sand, Schlamm, Mokka, Petroleum, Steingrau oder Granit, jeweils passend zum Grundgestell aus Massivholz mit offenporiger Lackierung in Mokka. Innen matt lackiert und passend zum Außenfinish.

**Structure :** meubles réalisés avec structure en bois de 20 mm d'épaisseur, plateau assemblé à 45° aux épaulements latéraux.

**Portes :** en bois, épaisseur 30 mm avec poignée encastrée en métal, finition Black-Nickel. Étagère en verre trempé Gris Fumé de 10 mm d'épaisseur, placée à l'intérieur des modules à portes.

**Tiroirs :** tiroirs avec glissières Blum Motion, finition interne en rouvre laqué Moka à pore ouvert et poignée en métal, finition Black-Nickel.

**Base :** appui au sol avec base en frêne de 30x30 mm laquée Moka à pore ouvert avec traverse en métal Black-Nickel et pieds techniques réglables.

**Finitions :** structure et portes laquées brillant dans les couleurs Blanc, Sable, Boue, Moka, Pétrole, Gris Stone ou Granit, associées toujours à la base en bois massif laquée Moka à pore ouvert. Finition interne laquée mate en teinte avec finition externe.

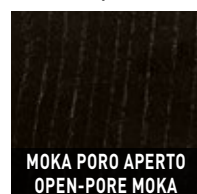
### FINITURE STRUTTURA, ANTE E CASSETTI STRUCTURE, DOORS AND DRAWERS FINISHES

#### LACCATO LUCIDO | GLOSSY LACQUERED



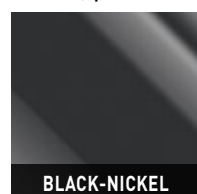
### FINITURA BASE BASE FINISH

#### FRASSINO | ASH

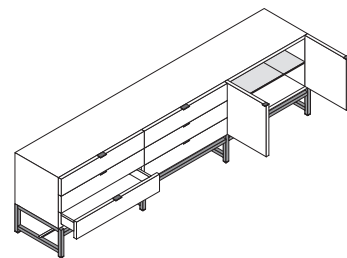
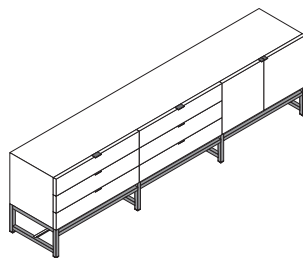
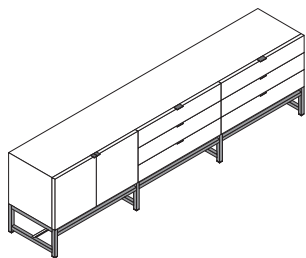
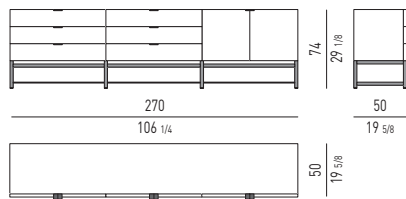
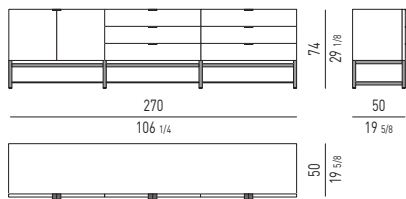
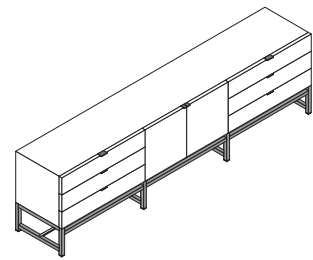
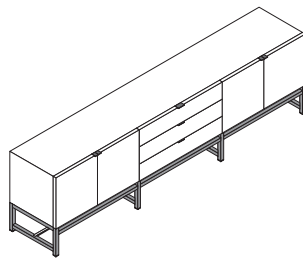
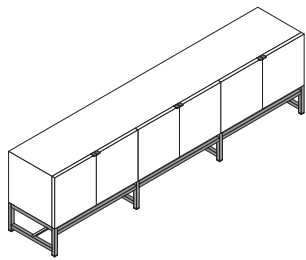
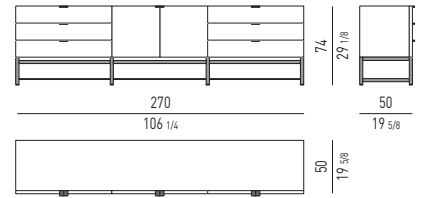
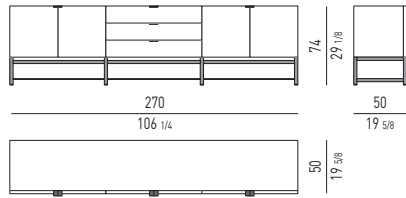
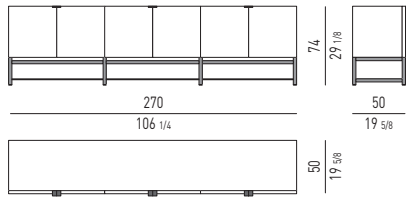
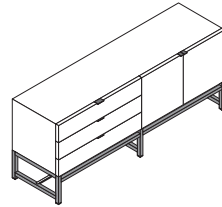
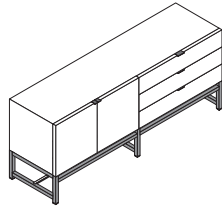
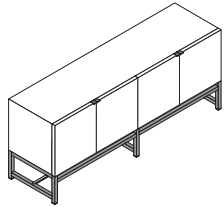
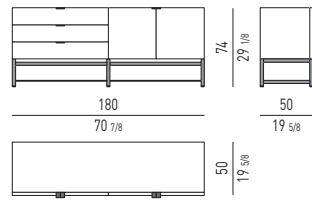
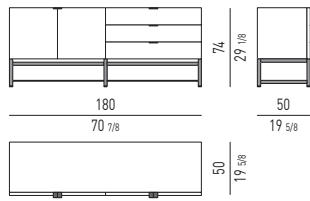
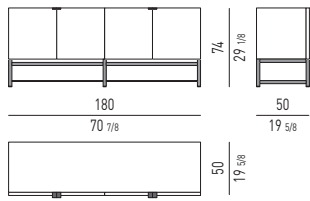


### FINITURA MANIGLIA HANDLE FINISH

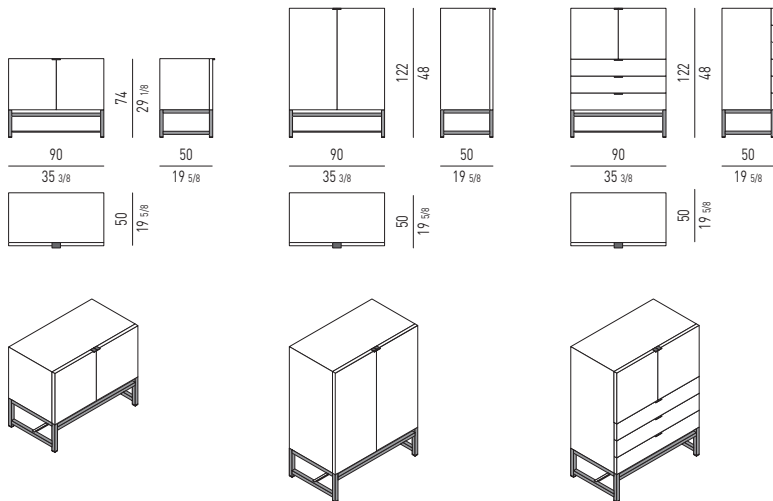
#### METALLO | METAL



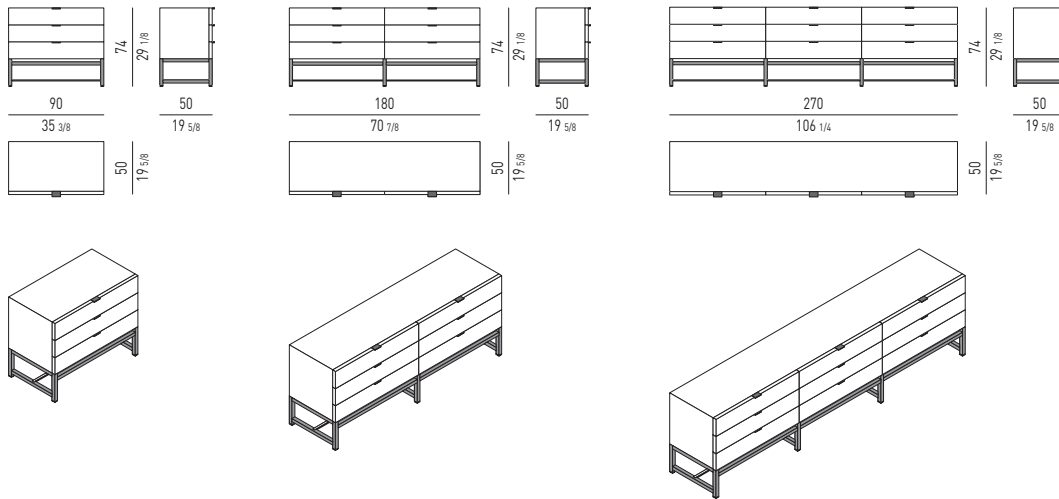
## CONTENITORI ORIZZONTALI | HORIZONTAL SIDEBOARDS



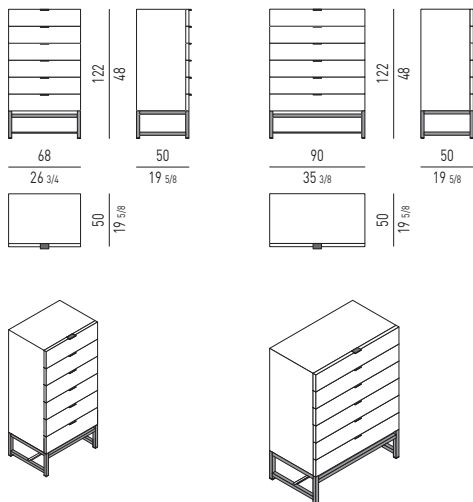
## CONTENITORI VERTICALI | VERTICAL CABINETS



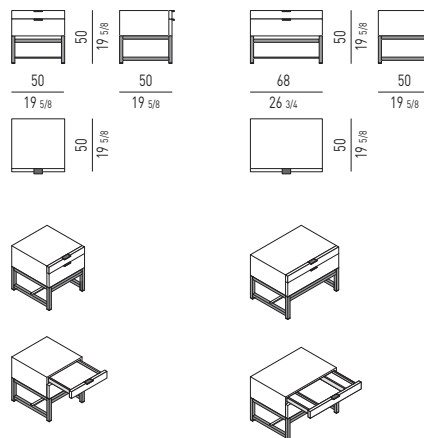
## CASSETTIERE | CHESTS OF DRAWERS



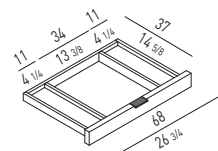
## CASSETTIERE VERTICALI | VERTICAL CHESTS OF DRAWERS



## COMODINI | NIGHTSTANDS



SPAZIO UTILE INTERNO CASSETTO  
DRAWER INTERNAL DIMENSIONS



## ELEMENTI HARVEY | HARVEY ELEMENTS



CM 180X50 H74  
INCHES 70<sup>7</sup>/<sub>8</sub>X19<sup>5</sup>/<sub>8</sub> H29<sup>1</sup>/<sub>8</sub>



CM 180X50 H74  
INCHES 70<sup>7</sup>/<sub>8</sub>X19<sup>5</sup>/<sub>8</sub> H29<sup>1</sup>/<sub>8</sub>



CM 270X50 H74  
INCHES 106<sup>1</sup>/<sub>4</sub>X19<sup>5</sup>/<sub>8</sub> H29<sup>1</sup>/<sub>8</sub>



CM 270X50 H74  
INCHES 106<sup>1</sup>/<sub>4</sub>X19<sup>5</sup>/<sub>8</sub> H29<sup>1</sup>/<sub>8</sub>



CM 90X50 H122  
INCHES 35<sup>3</sup>/<sub>8</sub>X19<sup>5</sup>/<sub>8</sub> H48



CM 90X50 H122  
INCHES 35<sup>3</sup>/<sub>8</sub>X19<sup>5</sup>/<sub>8</sub> H48



CM 90X50 H74  
INCHES 35<sup>3</sup>/<sub>8</sub>X19<sup>5</sup>/<sub>8</sub> H29<sup>1</sup>/<sub>8</sub>



CM 90X50 H74  
INCHES 35<sup>3</sup>/<sub>8</sub>X19<sup>5</sup>/<sub>8</sub> H29<sup>1</sup>/<sub>8</sub>

# Minotti



CM 180X50 H74  
INCHES 70<sup>7</sup>/<sub>8</sub>X19<sup>5</sup>/<sub>8</sub> H29<sup>1</sup>/<sub>8</sub>



CM 270X50 H74  
INCHES 106<sup>1</sup>/<sub>4</sub>X19<sup>5</sup>/<sub>8</sub> H29<sup>1</sup>/<sub>8</sub>



CM 270X50 H74  
INCHES 106<sup>1</sup>/<sub>4</sub>X19<sup>5</sup>/<sub>8</sub> H29<sup>1</sup>/<sub>8</sub>



CM 270X50 H74  
INCHES 106<sup>1</sup>/<sub>4</sub>X19<sup>5</sup>/<sub>8</sub> H29<sup>1</sup>/<sub>8</sub>



CM 90X50 H122  
INCHES 35<sup>3</sup>/<sub>8</sub>X19<sup>5</sup>/<sub>8</sub> H48



CM 68X50 H122  
INCHES 26<sup>3</sup>/<sub>4</sub>X19<sup>5</sup>/<sub>8</sub> H48



CM 68X50 H50  
INCHES 26<sup>3</sup>/<sub>4</sub>X19<sup>5</sup>/<sub>8</sub> H19<sup>5</sup>/<sub>8</sub>



CM 50X50 H50  
INCHES 19<sup>5</sup>/<sub>8</sub>X19<sup>5</sup>/<sub>8</sub> H19<sup>5</sup>/<sub>8</sub>