

CONTENITORE DINING HIGH/LOW Finiture struttura portante a "L":

- in MDF, spessore mm 32, impiallacciato palissandro Santos* tinto Dark Brown, laccato poliestere opaco;
- in MDF, spessore mm 32, impiallacciato frassino rigato laccato a poro aperto Nero.

Finitura interna ed esterna dell'elemento contenitore:

- in MDF, spessore mm 16, impiallacciato palissandro Santos* tinto Dark Brown, laccato poliestere opaco;
- in MDF, spessore mm 16, impiallacciato frassino rigato laccato a poro aperto Nero;
- in MDF, spessore mm 16, laccato lucido color Moka.
Cassettoni (n. 2) e cassette (n. 2) che scorrono su guide a estrazione totale con chiusura Blumotion.
Maniglie in alluminio verniciato lucido color Brandy.
Vassoio porta posate in cuoio Nero posizionato nel cassetto superiore.
Base: piedini in tondino di alluminio, Ø mm 25, verniciato lucido color Brandy e telaio composto da barre di alluminio verniciato nero opaco.
Scivolante protettivo in polietilene di colore nero.

CONTENITORE LIVING/TV Finiture struttura portante a "L":

- in MDF, spessore mm 32, impiallacciato palissandro Santos* tinto Dark Brown, laccato poliestere opaco e doghe in massello di noce Canaletto, sezione mm 31x21, tinto Dark Brown, laccato poliestere opaco;
- in MDF, spessore mm 32, impiallacciato frassino rigato laccato a poro aperto Nero e doghe in massello di frassino, sezione mm 31x21, laccato a poro aperto Nero.

Finitura interna ed esterna dell'elemento contenitore:

- in MDF, spessore mm 16, impiallacciato palissandro Santos* tinto Dark Brown, laccato poliestere opaco;
- in MDF, spessore mm 16, impiallacciato frassino rigato laccato a poro aperto Nero;
- in MDF, spessore mm 16, laccato lucido color Moka.
Cassetti (n. 2) che scorrono su guide a estrazione totale con chiusura Blumotion.
Maniglie in alluminio verniciato lucido color Brandy.
Base: piedini in tondino di alluminio, Ø mm 25, verniciato lucido color Brandy e telaio composto da barre di alluminio verniciato nero opaco.
Scivolante protettivo in polietilene di colore nero.

DINING HIGH/LOW HORIZONTAL SIDEBOARD

"L" shape support structure

finishes:
- in MDF, 32 mm thick, with palisander Santos* veneer, stained Dark Brown with polyester matt lacquer finish;
- in MDF, 32 mm thick, with streaked ash veneer, open pore Black lacquer finish.

Storage element - Interior and exterior finish:

- in MDF, 16 mm thick, with palisander Santos* veneer, stained Dark Brown with polyester matt lacquer finish;
- in MDF, 16 mm thick, with streaked ash veneer, open pore Black lacquer finish.
- in MDF, 16 mm thick, Moka colour glossy lacquer finish.
Large drawers (n. 2) and drawers (n. 2) that glide on full-extension runners with Blumotion closure.
Aluminium handles with varnished polished Brandy colour finish.
Black saddle-hide cutlery tray is located in the upper drawer.
Base: feet in tubular aluminium, 25mm Ø, with varnished polished Brandy colour finish and frame made of aluminium rods varnished matt black.
Black protective polyethylene glides.

LIVING/TV HORIZONTAL SIDEBOARD

"L" shape support structure

finishes:
- in MDF, 32 mm thick, with palisander Santos* veneer, stained Dark Brown with polyester matt lacquer finish, and 31x21mm solid Canaletto walnut slats, stained Dark Brown with polyester matt lacquer finish;
- in MDF, 32 mm thick, with streaked ash veneer, open-pore Black lacquer finish, and 31x21mm solid ash slats with open-pore Black lacquer finish.

Storage element - Interior and exterior finish:

- in MDF, 16 mm thick, with palisander Santos* veneer, stained Dark Brown with polyester matt lacquer finish;
- in MDF, 16 mm thick, with streaked ash veneer, open pore Black lacquer finish.
- in MDF, 16 mm thick, Moka colour glossy lacquer finish.
Drawers glide on full-extension runners with Blumotion closure.
Aluminium handles with varnished polished Brandy colour finish.
Base: feet in tubular aluminium, 25 mm Ø, with varnished polished Brandy colour finish and frame made of aluminium rods varnished matt black.
Black protective polyethylene glides.

HORIZONTALES SIDEBOARD DINING HIGH/LOW

"L-förmige" tragende Struktur:

- aus MDF, Stärke 32 mm, furniert mit Palisander Santos* Dark Brown gebeizt, mit matter Polyesterlackierung;
- aus MDF, Stärke 32 mm, furniert mit gestreiftem Eschenholz mit offenerporiger Lackierung in der Farbe Schwarz;

Innen und außen Ausführung des Kontainer-Elements:

- aus MDF, Stärke 32 mm, furniert mit Palisander Santos* in Dark Brown gebeizt, mit matter Polyesterlackierung;
- aus MDF, Stärke 16 mm, furniert mit gestreiftem Eschenholz mit offenerporiger Lackierung in der Farbe Schwarz;
- aus MDF, Stärke 16 mm, glänzende Lackierung in der Farbe Mokka.
Die großen Schubladen (2 Stk.) und Schubladen (2 Stk.) laufen auf Führungen mit Vollauszug und Blumotion-Verschluss.
Griffe aus Aluminium mit glänzender Lackierung in der Farbe Brandy.
Besteckablage aus schwarzem Kernleder in der oberen Schublade.
Basis: Aluminiumstangen mit Ø 25 mm und glänzender Lackierung in der Farbe Brandy verbunden mit einem Rahmen aus mattschwarz lackierten Aluminiumstäben.
Schutzgleiter aus Polyethylen in Schwarz.

HORIZONTALES SIDEBOARD LIVING/TV

"L-förmige" tragende Struktur:

- aus MDF, Stärke 32 mm, furniert mit Palisander Santos* Dark Brown gebeizt, mit matter Polyesterlackierung und Latten aus Canaletto Nussbaum, Profil 31 x 21 mm, Dark Brown gebeizt, mit matter Polyesterlackierung;
- aus MDF, Stärke 32 mm, furniert mit gestreiftem Eschenholz mit offenerporiger Lackierung in der Farbe Schwarz und Latten aus massivem Eschenholz Profil 31 x 21 mm, mit offenerporiger Lackierung in der Farbe Schwarz.

Innen und außen Ausführung des Kontainer-Elements:

- aus MDF, Stärke 16 mm, furniert mit Palisander Santos* Dark Brown gebeizt, mit matter Polyesterlackierung;
- aus MDF, Stärke 16 mm, furniert mit gestreiftem Eschenholz mit offenerporiger Lackierung in der Farbe Schwarz;
- aus MDF, Stärke 16 mm, glänzende Lackierung in der Farbe Mokka.
Die Schubladen laufen auf Führungen mit Vollauszug und Blumotion-Verschluss.
Griffe aus Aluminium mit glänzender Lackierung in der Farbe Brandy.
Basis: Füße mit Aluminiumstangen mit Ø 25 mm und glänzender Lackierung in der Farbe Brandy verbunden mit einem Rahmen aus mattschwarz lackierten Aluminiumstäben.
Schutzgleiter aus Polyethylen in Schwarz.

BAHUT HORIZONTAL DINING HIGH/ LOW

Finitions structure portante en "L":

- en MDF, épaisseur 32 mm, plaqué palissandre de Santos* teinté Dark Brown, laqué polyester mat ;
- en MDF, épaisseur 32 mm, plaqué frêne strié laqué Noir à pores ouverts.

Finition interne et externe des tiroir-compartiments :

- en MDF, épaisseur 16 mm, plaqué palissandre de Santos* teinté Dark Brown, laqué polyester mat ;
- en MDF, épaisseur 16 mm, plaqué frêne strié laqué Noir à pores ouverts ;
- en MDF, épaisseur 16 mm, laqué brillant couleur Moka.
Les 2 grands tiroirs et les 2 tiroirs coulissent sur des glissières à extension complète avec fermeture Blumotion.
Poignées en aluminium peint brillant couleur Brandy.
Plateau range-couverts en cuir de sellerie noir situé dans le tiroir supérieur.
Base : pieds en tige d'aluminium, Ø 25 mm, peint brillant couleur Brandy et châssis composé de barres en aluminium peint en noir mat.
Patins glisseurs en polyéthylène noir.

BAHUT HORIZONTAL LIVING/TV

Finitions structure portante en "L":

- en MDF, épaisseur 32 mm, plaqué palissandre de Santos* teinté Dark Brown, laqué polyester mat et lattes en noyer Canaletto massif, section 31x21 mm, teinté Dark Brown, laqué polyester mat ;
- en MDF, épaisseur 32 mm, plaqué frêne strié laqué Noir à pores ouverts et lattes en frêne massif, section 31x21 mm, laqué noir à pores ouverts.

Finition interne et externe des tiroir-compartiments :

- en MDF, épaisseur 16 mm, plaqué palissandre de Santos* teinté Dark Brown, laqué polyester mat ;
- en MDF, épaisseur 16 mm, plaqué frêne strié laqué Noir à pores ouverts ;
- en MDF, épaisseur 16 mm, laqué brillant couleur Moka.
Les tiroirs coulissent sur des glissières à extension complète avec fermeture Blumotion.
Poignées en aluminium peint brillant couleur Brandy.
Base : pieds en tige d'aluminium, Ø 25 mm, peint brillant couleur Brandy et châssis composé de barres en aluminium peint en noir mat.
Patins glisseurs en polyéthylène noir.

CONTENITORE VERTICALE

Finitura struttura:

- in stratificato di MDF e alluminio, spessore mm 16, impiallacciato palissandro Santos* tinto Dark Brown, laccato poliestere opaco.

Telaio ante in alluminio verniciato lucido color Brandy, ante in vetro stratificato mm 3+3 bronzo con rete metallica interna color rame.

Ripiani interni (n. 2) in alluminio satinato, verniciato lucido color Brandy.

Cassettera in MDF impiallacciato palissandro Santos* tinto Dark brown, laccato poliestere opaco con maniglia ricavata in massello e fondo della maniglia in metallo verniciato color Brandy lucido.

Schienale interno in specchio bronzato, spessore mm 5.

All'interno del contenitore, sono presenti lungo i fianchi, n. 2 barre luminose a led con accensione tramite interruttore (alimentazione tramite batterie ricaricabili).

Base: piedini in tondino di alluminio, Ø mm 25, verniciato lucido color Brandy e telaio composto da barre di alluminio verniciato nero opaco. Scivolante protettivo in polietilene di colore nero.

N.B.: col passare del tempo, a causa delle escursioni termiche e delle variazioni di umidità, l'allineamento e lo spazio tra le varie doghe potrebbero subire qualche lieve cambiamento.

*** il palissandro Santos deriva da foreste correttamente gestite.**

VERTICAL CABINET

Structure finishe:

- in laminated MDF and aluminium, 16 mm thick, with palisander Santos* veneer, stained Dark Brown with polyester matt lacquer finish; Door frames in aluminium with varnished polished Brandy colour finish, doors in 3+3 mm bronzed colour laminated glass with internal copper colour metal mesh.

Internal shelves (n. 2) in satin-finish aluminium with varnished polished Brandy colour finish.

Drawers in MDF with palisander Santos* veneer, stained Dark Brown with polyester matt lacquer finish, with solid wood handle and metal handle plate with varnished polished Brandy colour finish.

Back interior in bronzed mirror, 5 mm thick.

Inside the cabinet, along the sides are n. 2 LED strip lights with on/off switch (rechargeable batteries).

Base: feet in tubular aluminium, 25 mm Ø, with varnished polished Brandy colour finish and frame made of aluminium rods varnished matt black.

Black protective polyethylene glides.

N.B.: over time, due to variations in temperatures and humidity, the alignment of and space between the slats could change slightly.

*** palisander Santos comes from properly managed forests.**

VERTIKALES SIDEBOARD

Ausführung der Struktur:

- aus MDF-Schichtholz und Aluminium, Stärke 16 mm, furniert mit Palisander Santos* in Dark Brown gebeizt, mit matter Polyesterlackierung. Türrahmen aus glänzend lackiertem Aluminium in der Farbe Brandy, Türen aus Schichtglas 3+3 mm in der Farbe Bronze mit kupferfarbenem Metallnetz innen. Ablagen innen (2 Stk.) aus satiniertem Aluminium, glänzend lackiert in der Farbe Brandy.

Kommode aus MDF furniert mit Palisander Santos* Dark Brown gebeizt, mit matter Polyesterlackierung mit Muschelgriff aus Massivholz und Griffboden aus glänzend lackiertem Metall in der Farbe Brandy.

Bronzierte Spiegelrückseite innen, Stärke 5 mm.

Im Inneren des Schrankes befinden sich entlang der Seiten 2 LED-Lichtleisten mit Einschalten per Schalter (Stromversorgung mit aufladbarem Akku).

Basis: Füße mit Aluminiumstangen mit Ø 25 mm und glänzender Lackierung in der Farbe Brandy verbunden mit einem Rahmen aus mattschwarz lackierten Aluminiumstäben. Schutzgleiter aus Polyethylen in Schwarz.

N.B.: Im Laufe der Zeit können sich aufgrund von Temperatur- und Feuchtigkeitsschwankungen die Ausrichtung und die Abstände zwischen den verschiedenen Latten leicht verändern.

*** Santos Palisander stammt aus korrekt bewirtschafteten Wäldern.**

BAHUT VERTICAL

Finition de la structure :

- en MDF stratifié et aluminium, épaisseur 16 mm, plaqué palissandre de Santos* teinté Dark Brown, laqué polyester mat.

Cadre des portes en aluminium peint brillant couleur Brandy, portes en verre feuilleté 3 + 3 mm bronze avec treillis métallique interne couleur cuivre.

2 étagères internes en aluminium satiné, peint brillant couleur Brandy. Caisson à tiroirs en MDF plaqué palissandre de Santos* teinté Dark Brown, laqué polyester mat avec poignée en bois massif et cache-rosace en métal peint brillant couleur Brandy.

Fond miroir bronze, épaisseur 5 mm. À l'intérieur du bahut, le long des flancs, il y a 2 barres lumineuses LED avec allumage par interrupteur (alimentation via batteries rechargeables).

Base : pieds en tige d'aluminium, Ø 25 mm, peint brillant couleur Brandy et châssis composé de barres en aluminium peint en noir mat. Patins glisseurs en polyéthylène noir.

N.B. : au fil du temps, en raison des sautes de température et des variations d'humidité, l'alignement et l'espace entre les différentes lattes pourraient subir de légères modifications.


*** le palissandre de Santos provient de forêts bien gérées.**

Minotti


CONTENITORI DINING HIGH/LOW - CONTENITORI LIVING/TV
DINING HIGH/LOW SIDEBOARDS - LIVING/TV SIDEBOARDS

STRUTTURA PORTANTE
SUPPORT STRUCTURE

PALISSANDRO SANTOS
PALISANDER SANTOS




FRASSINO RIGATO
STREAKED ASH




ELEMENTO CONTENITORE (INTERNO - ESTERNO)
STORAGE ELEMENT (INTERIOR - EXTERIOR)

PALISSANDRO SANTOS
PALISANDER SANTOS



FRASSINO RIGATO
STREAKED ASH




LACCATO LUCIDO
GLOSSY LACQUERED




MANIGLIE
HANDLES

ALLUMINIO LUCIDO
POLISHED ALUMINIUM




VASSOIO PORTA POSATE
CUTLERY TRAY

CUOIO
SADDLE-HIDE




DOGHE
SLATS

NOCE CANALETTO
CANALETTO WALNUT




FRASSINO RIGATO
STREAKED ASH



BASI
BASES


ALLUMINIO LUCIDO
POLISHED ALUMINIUM



CONTENITORE VERTICALE
VERTICAL CABINET


STRUTTURA
STRUCTURE

PALISSANDRO SANTOS
PALISANDER SANTOS




ANTE
DOORS

VETRO CON RETE
GLASS WITH MESH




TELAIO ANTE
DOORS FRAME

ALLUMINIO LUCIDO
POLISHED ALUMINIUM




RIPIANI INTERNI
INTERNAL SHELVES

ALLUMINIO SATINATO
SATIN ALUMINIUM




CASSETTI
DRAWERS

PALISSANDRO SANTOS
PALISANDER SANTOS



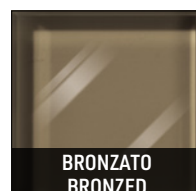
FONDO MANIGLIA
HANDLE PLATE

METALLO LUCIDO
POLISHED METAL



SCHIENALE INTERNO
INTERNAL BACK

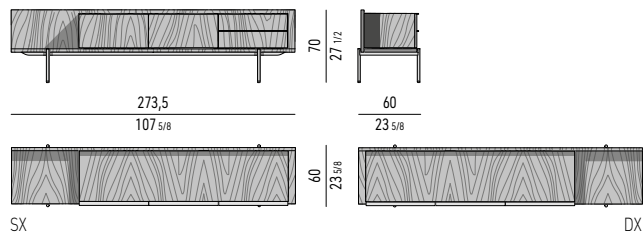
SPECCHIO
MIRROR



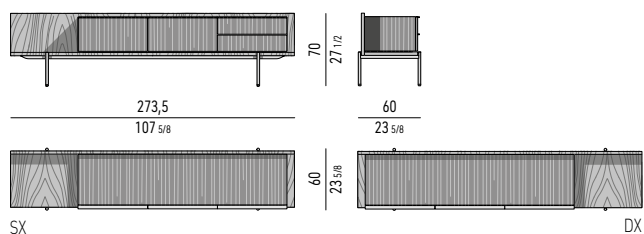
CONTENITORE DINING HIGH | DINING HIGH SIDEBOARD _ FEET CM 32,5

STRUTTURA IN PALISSANDRO SANTOS | PALISANDER SANTOS STRUCTURE

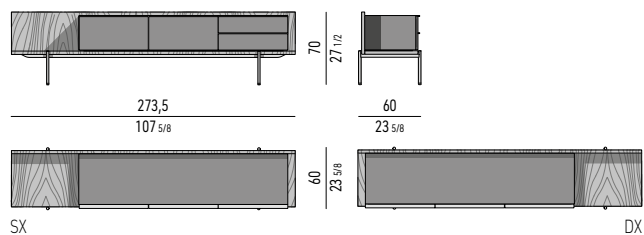
STRUTTURA IN **PALISSANDRO SANTOS** / ELEMENTO CONTENITORE IN **PALISSANDRO SANTOS**
PALISANDER SANTOS STRUCTURE / **PALISANDER SANTOS** STORAGE ELEMENT



STRUTTURA IN **PALISSANDRO SANTOS** / ELEMENTO CONTENITORE IN **FRASSINO**
PALISANDER SANTOS STRUCTURE / **ASH** STORAGE ELEMENT

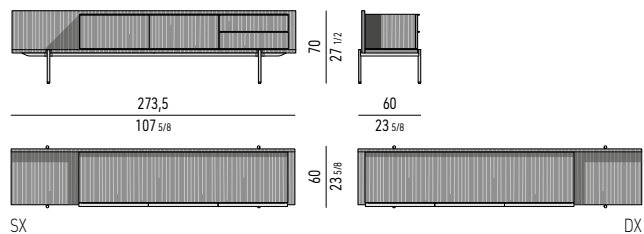


STRUTTURA IN **PALISSANDRO SANTOS** / ELEMENTO CONTENITORE **LACCATO LUCIDO**
PALISANDER SANTOS STRUCTURE / **GLOSSY LACQUERED** STORAGE ELEMENT

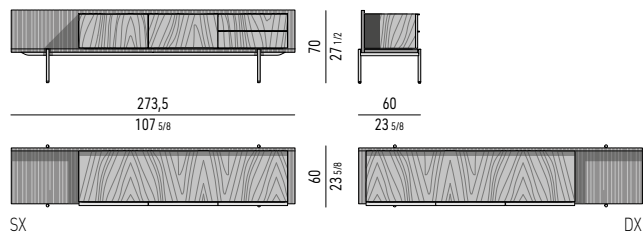


STRUTTURA IN FRASSINO | ASH STRUCTURE

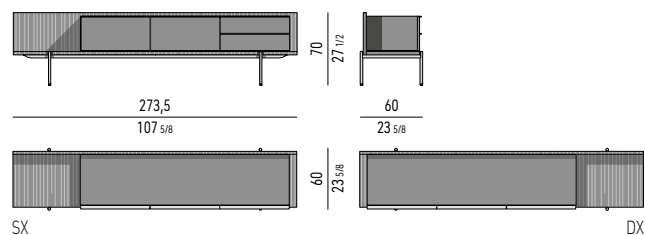
STRUTTURA IN **FRASSINO** / ELEMENTO CONTENITORE IN **FRASSINO**
ASH STRUCTURE / **ASH** STORAGE ELEMENT



STRUTTURA IN **FRASSINO** / ELEMENTO CONTENITORE IN **PALISSANDRO SANTOS**
ASH STRUCTURE / **PALISANDER SANTOS** STORAGE ELEMENT

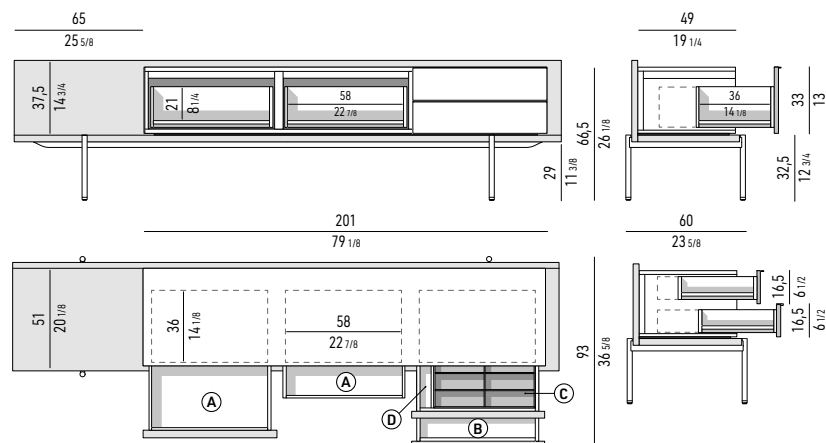


STRUTTURA IN **FRASSINO** / ELEMENTO CONTENITORE **LACCATO LUCIDO**
ASH STRUCTURE / GLOSSY LACQUERED STORAGE ELEMENT



SX

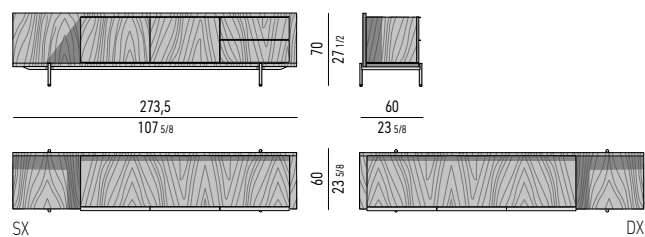
DX



CONTENITORE DINING LOW | DINING LOW SIDEBOARD _ FEET CM 22

STRUTTURA IN **PALISSANDRO SANTOS** | **PALISANDER SANTOS STRUCTURE**

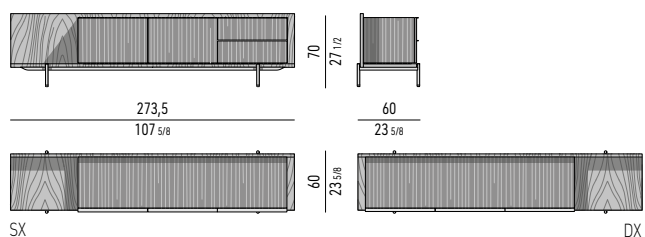
STRUTTURA IN **PALISSANDRO SANTOS** / ELEMENTO CONTENITORE IN **PALISSANDRO SANTOS**
PALISANDER SANTOS STRUCTURE / PALISANDER SANTOS STORAGE ELEMENT



SX

DX

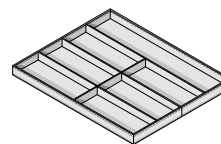
STRUTTURA IN **PALISSANDRO SANTOS** / ELEMENTO CONTENITORE IN **FRASSINO**
PALISANDER SANTOS STRUCTURE / ASH STORAGE ELEMENT



SX

DX

MISURE INTERNE | INTERNAL MEASUREMENTS



VASSOIO PORTAPOSATE | CUTLERY TRAY: CM 51X36 H3,5

Scoperto grande | big section: cm 49,5x8,5 H2,5
 Scoperto piccolo | small section cm: 24,5x8 H2,5

Nr. 4 cassetti che scorrono su guide a estrazione totale con chiusura Blumotion.

Portata massima per cassetto Kg 40;

Nr. 1 vassoio portaposate in cuoio color Nero dotato di divisori, riposto nel cassetto (C).

Spazio utile interno

Cassetti (A): cm 58x36 H21

Cassetto (B): cm 58x36 H8

Vano (D): cm 5,5x36 H8

Nr. 4 drawers that glide on fully extractable guides with Blumotion soft-close system.

Maximum load per drawer is 40 Kg;

Nr. 1 cutlery tray in Black colour saddle-hide, with dividers, located in the (C) drawer.

Internal dimension

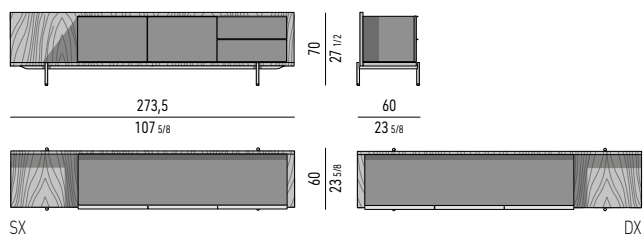
Drawers (A): cm 58x36 H21

Drawer (B): cm 58x36 H8

Compartment (D): cm 5,5x36 H8

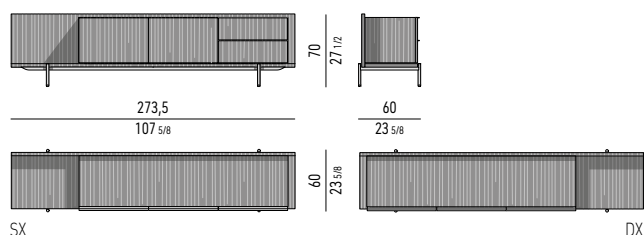
Minotti

STRUTTURA IN **PALISSANDRO SANTOS** / ELEMENTO CONTENITORE **LACCATO LUCIDO**
PALISANDER SANTOS STRUCTURE / GLOSSY LACQUERED STORAGE ELEMENT

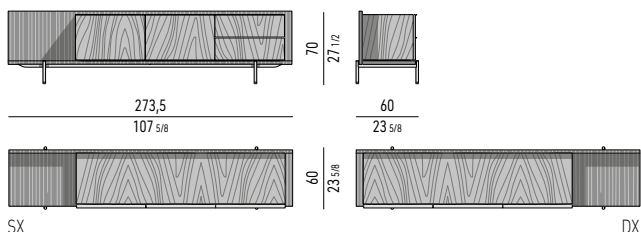


STRUTTURA IN FRASSINO | ASH STRUCTURE

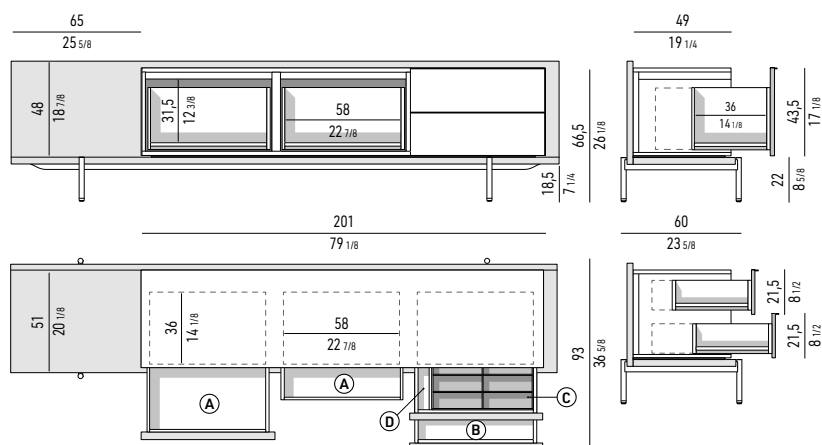
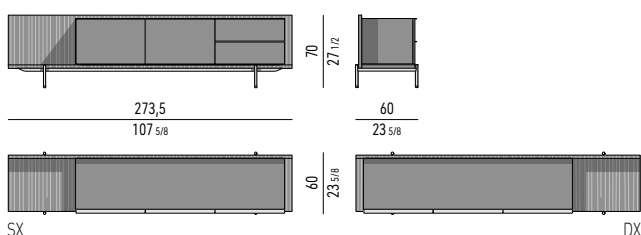
STRUTTURA IN **FRASSINO** / ELEMENTO CONTENITORE IN **FRASSINO**
ASH STRUCTURE / ASH STORAGE ELEMENT



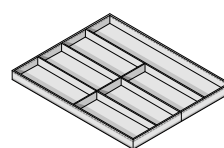
STRUTTURA IN **FRASSINO** / ELEMENTO CONTENITORE IN **PALISSANDRO SANTOS**
ASH STRUCTURE / PALISANDER SANTOS STORAGE ELEMENT



STRUTTURA IN **FRASSINO** / ELEMENTO CONTENITORE **LACCATO LUCIDO**
ASH STRUCTURE / GLOSSY LACQUERED STORAGE ELEMENT



MISURE INTERNE | INTERNAL MEASUREMENTS



VASSOIO PORTAPOSATE | CUTLERY TRAY: CM 51X36 H3,5

Scomparto grande | big section: cm 49,5x8,5 H2,5
 Scomparto piccolo | small section: cm 24,5x8 H2,5

Nr. 4 cassetti che scorrono su guide a estrazione totale con chiusura Blumotion.

Portata massima per cassetto Kg 40;

Nr. 1 vassoio portaposate in cuoio color Nero dotato di divisori, riposto nel cassetto (C).

Spazio utile interno

Cassetti (A): cm 58x36 H31,5

Cassetto (B): cm 58x36 H13

Vano (D): cm 5,5x36 H11,5

Nr. 4 drawers that glide on fully extractable guides with Blumotion soft-close system.

Maximum load per drawer is 40 Kg;

Nr. 1 cutlery tray in Black colour saddle-hide, with dividers, located in the (C) drawer.

Internal dimension

Drawers (A): cm 58x36 H31,5

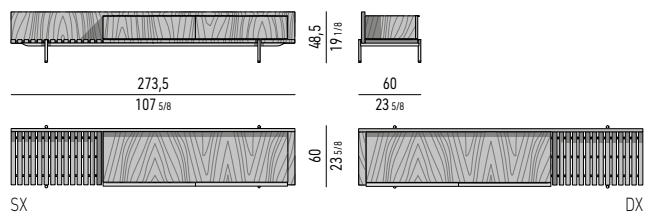
Drawer (B): cm 58x36 H13

Compartment (D): cm 5,5x36 H11,5

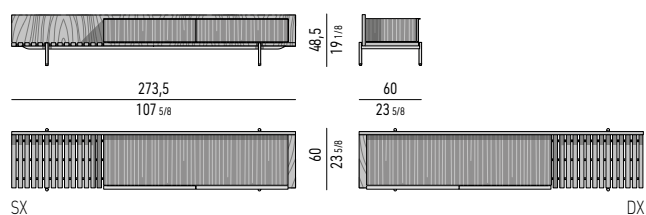
CONTENITORE LIVING/TV | LIVING/TV SIDEBOARD

STRUTTURA IN PALISSANDRO SANTOS | PALISANDER SANTOS STRUCTURE

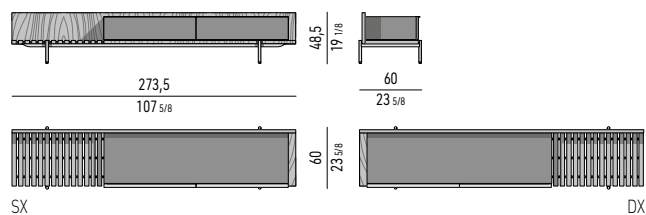
STRUTTURA IN **PALISSANDRO SANTOS** / ELEMENTO CONTENITORE IN **PALISSANDRO SANTOS**
PALISANDER SANTOS STRUCTURE / **PALISANDER SANTOS** STORAGE ELEMENT



STRUTTURA IN **PALISSANDRO SANTOS** / ELEMENTO CONTENITORE IN **FRASSINO** **PALISANDER SANTOS** STRUCTURE / **ASH** STORAGE ELEMENT

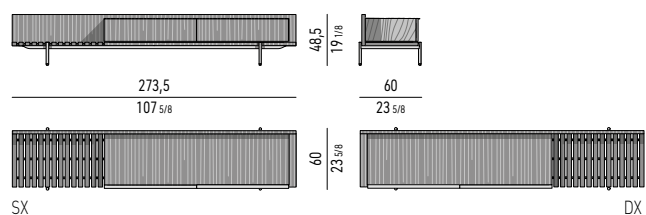


STRUTTURA IN **PALISSANDRO SANTOS** / ELEMENTO CONTENITORE **LACCATO LUCIDO** **PALISANDER SANTOS** STRUCTURE / **GLOSSY LACQUERED** STORAGE ELEMENT

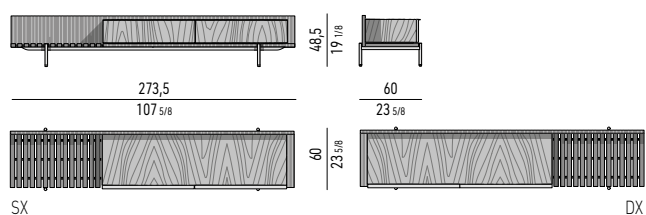


STRUTTURA IN **FRASSINO** | **ASH** STRUCTURE

STRUTTURA IN **FRASSINO** / ELEMENTO CONTENITORE IN **FRASSINO**
ASH STRUCTURE / **ASH** STORAGE ELEMENT

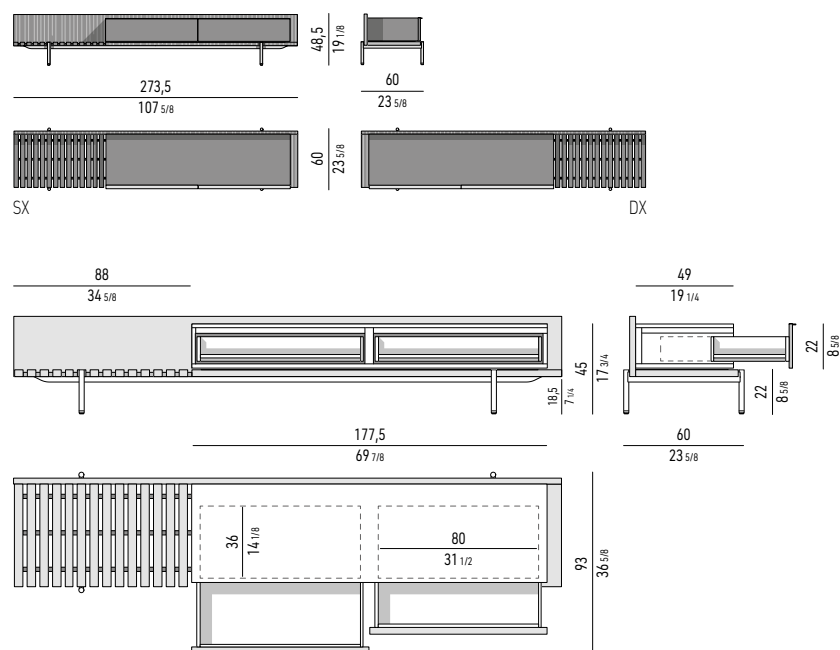


STRUTTURA IN **FRASSINO** / ELEMENTO CONTENITORE IN **PALISSANDRO SANTOS** **ASH** STRUCTURE / **PALISANDER SANTOS** STORAGE ELEMENT



Minotti

STRUTTURA IN **FRASSINO** / ELEMENTO CONTENITORE **LACCATO LUCIDO**
ASH STRUCTURE / GLOSSY LACQUERED STORAGE ELEMENT



MISURE INTERNE | INTERNAL MEASUREMENTS

Nr. 2 cassetti che scorrono su guide a estrazione totale con chiusura Blumotion.

Portata massima per cassetto Kg 40.

Spazio utile interno cassetti

cm 80x36 H11

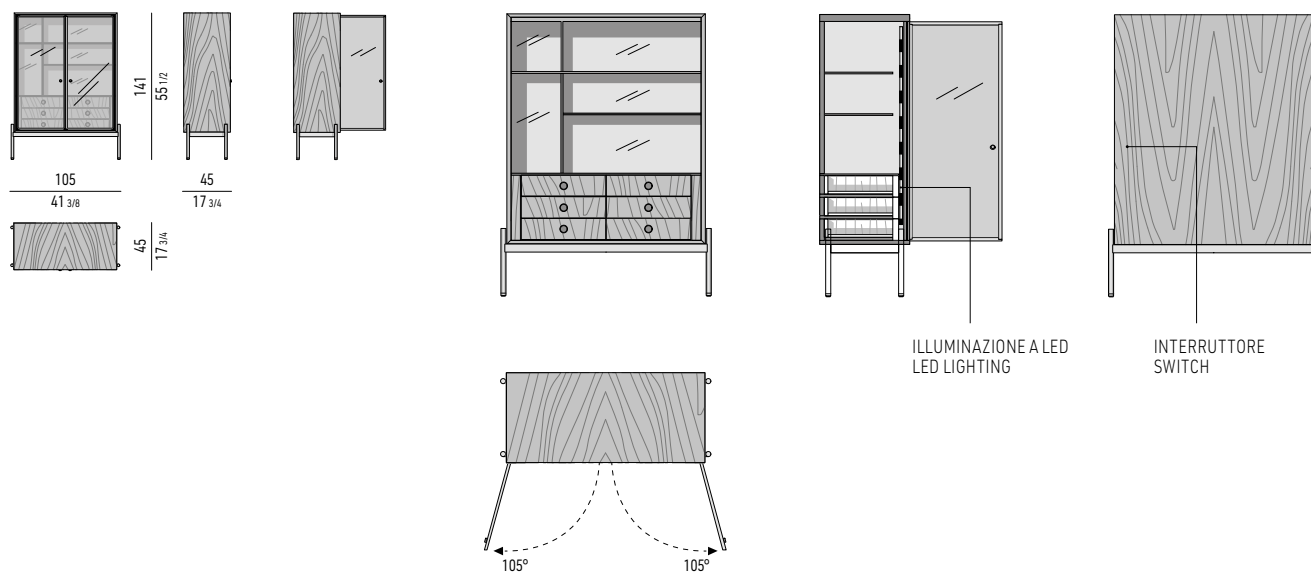
Nr. 2 drawers that glide on fully extractable guides with Blumotion soft-close system.

Maximum load per drawer is 40 Kg.

Drawers internal dimension

cm 80x36 H11

CONTENITORE VERTICALE | VERTICAL CABINET



ILLUMINAZIONE A LED
LED LIGHTING

INTERRUTTORE
SWITCH

MISURE INTERNE | INTERNAL MEASUREMENTS

N. 6 cassetti che scorrono su guide a estrazione totale con chiusura Blumotion.

Portata massima per cassetto Kg. 40.

Spazio utile interno cassetti

cm 36x26 H6

N. 6 drawers that glide on fully extractable guides with Blumotion soft-close system.

Maximum load per drawer is 40 Kg.

Drawers internal dimension

cm 36x26 H6