

FREEMAN "LOUNGE"

DESIGN RODOLFO DORDONI



Struttura: in legno multistrati con molleggio garantito da cinghie elastiche ad alta componente di caucciù. Preparazione della struttura sedile in poliuretano espanso ad alta resilienza composto da numerosi strati di quote differenziate. Lo strato superiore è formato da singole fasce sagomate ad alta componente elastica che, aggregate allo strato inferiore, garantiscono una migliore morbidezza nel tempo. Bracciolo "Wing" in metallo annegato in schiuma poliuretana ignifuga.

Tutta la struttura è rivestita con trapuntino di fibra termolegata traspirante accoppiata con tela di cotone bianca anallergica che conferisce morbidezza.

La particolare confezione della fodera della struttura (schienale e seduta) è realizzata assemblando varie parti di tessuto con l'ausilio di una fettuccia in ecopelle color bronzo fissata tramite una doppia cucitura.

Nella versione in pelle, la fettuccia è nella medesima pelle del rivestimento.

Cuscineria: imbottitura cuscino schienale optional in piuma d'oca canalizzata (certificata Assopiuma, Etichetta Oro) con inserto centrale in Memory Foam (materiale termosensibile).

Sfoderabilità: cuscini sedile e schienale completamente sfoderabili in tutte le versioni (tessuto e pelle). Elemento "Wing" sfoderabile solo in tessuto. Rivestimento della struttura in tessuto sfoderabile rimuovendo la base perimetrale in metallo dopo aver allentato le apposite manopole zigrinate tramite chiave in dotazione. Rivestimento in pelle fisso.

Base: cornice perimetrale in estruso di alluminio con elementi di giunzione in alluminio pressofuso (entrambe su disegno esclusivo Minotti Studio), verniciata lucido anti-touch nel colore Bronzo chiaro. Appoggio a terra tramite piedini in metallo, verniciati lucido anti-touch nel color Bronzo chiaro. Scivolante protettivo in SEBS colore bronzo (gomma morbida antigraffio).

N.B.: per agevolare la rimozione del rivestimento e la consegna, i braccioli e gli schienali sono sfilabili dalla base tramite un sistema di innesto e sgancio rapido.

Structure: in plywood with suspension provided by high-rubber-content elastic webbing. The seat structure is made of several layers of variable-density, high resilience polyurethane foam. The upper layer is made of single high-elastic-content contoured straps which, combined with the lower layer, guarantee enhanced softness over time.

"Wing" armrest in metal coated in fireproof polyurethane foam.

The entire structure has a breathable heat-bonded quilted fiber casing laminated to a white hypoallergenic cotton fabric which lends softness.

A special assembly was used for the structure covering (backrest and seat). The various parts in fabric were joined by using a bronze-colored strip of eco-leather with double-stitched detail. In the leather version, the strip is in the same leather as the one used for the upholstery.

Cushions: channeled goose down padding for the optional backrest cushions (Assopiuma certified, gold label) with Memory Foam core insert (temperature-sensitive material).

Covers: seat and backrest cushion covers are completely removable in all versions (fabric and leather). The "Wing" element cover is removable only for the fabric version. The fabric structure covers come off by removing the metal base after loosening the ribbed handles with the key that is provided. Structural leather upholstery is not removable.

Base: extruded aluminum frame with cast aluminum joint fittings (both an exclusive design by Minotti Studio), with a glossy anti-fingerprint light Bronze painted finish. The metal feet also have a glossy light Bronze painted finish. Protective bronze-painted SEBS glide (soft scratchproof rubber).

N.B.: to facilitate transport and removal of covers, the armrests and backrests can be removed from the base by means of a quick coupling and uncoupling system.

Gestell: Schichtholz mit Federung durch elastische Gurte mit hohem Kautschukinhalt. Aufbereitung der Sitzstruktur mit hochelastischen unterschiedlich dick geschäumten, Polyurethanschichten. Die obere Schicht besteht aus einzelnen, hochelastischen Formteilen, die, verbunden mit der darunter liegenden Schicht, eine optimal dauerhafte Weiche garantieren.

Armlehne "Wing" aus in feuerfesten Polyurethan-schaum eingebettetem Metall.

Die gesamte Struktur ist mit thermosensiblen, atmungsaktivem Steppbezug überzogen, kombiniert mit antiallergischem, weißem Baumwolltuch, das elastische Weichheit verleiht. Die besondere Anfertigung des Strukturbezugs (Rückenlehne und Sitz) wird realisiert, indem die einzelnen Stoffteile mit einer doppelten Naht verbunden werden, in die ein bronzenfarbiges Kunstlederband eingefügt wurde.

Bei der Variante mit Lederbezug, wird das Band aus dem gleichen Leder des gewählten Sofabezugs angefertigt.

Kissen: Polsterung der fakultative Rückenissen aus kanalisierten Gänsedaunen (Gold Label, zertifiziert von Assopiuma) mit zentraler Einlage aus Memory Foam (thermosensiblen Material).

Abziehbarkeit: Sitz- und Rückenissen, sowie Struktur in allen Varianten (Stoff- und Lederbezug) vollkommen abziehbar. Das Element "Wing" ist nur mit Stoffbezug abziehbar. Überzug der Struktur aus abziehbarem Stoff, indem der Gestellrahmen aus Metall abmontiert wird, nachdem die vorgesehenen Drehknöpfe mit dem mitgelieferten Schlüssel gelockert wurden. Lederbezug nicht abziehbar.

Grundgestell: Gestellrahmen aus stranggepresstem Aluminium mit Verbindungselementen aus Aluminiumdruckguss (beide ein exklusives Design von Minotti Studio), glänzend mit Anti-Fingerprint Beschichtung, hell bronzenfarbig lackiert. Bodenaufgabe mit Metallfüßchen, glänzend mit Anti-Fingerprint Beschichtung, hell bronzenfarbig lackiert. Gleitschutz aus bronzenfarbigem SEBS (weicher, kratzfester Gummi).

N.B.: Um das Abziehen und den Transport zu vereinfachen, sind Arm- und Rückenlehnen über ein praktisches, schnelles Stecksystem mit dem Untergestell verbunden.

Structure : en multiplis, suspension assurée par des sangles élastiques à haute teneur en caoutchouc. Structure d'assise en polyuréthane expansé à haute résilience composé de nombreuses couches à densité différenciée. La couche supérieure est formée de bandes moulées très élastique qui, assemblées à la couche inférieure, sont en mesure de garantir une meilleure souplesse au fil du temps.

Accoudoir "Wing" en métal noyé dans de la mousse polyuréthane ignifuge.

Toute la structure est recouverte d'un petit édredon en fibre thermoliée, doublée de toile de coton blanc anallergique pour davantage de souplesse.

Les différentes parties de la housse de la structure (dossier et assise) sont assemblées, d'une façon originale, à l'aide d'une bande en éco-cuir couleur bronze fixée par une double couture. Dans la version en cuir, la bande est réalisé dans le cuir choisi pour le revêtement du canapé.

Coussins : rembourrage des coussins de dossier optionnels en plume d'oeie canalisée (certifiée Assopiuma, Étiquette d'Or) avec insert central en mousse termosensibile à mémoire de forme (Memory Foam).

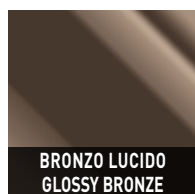
Déhoussage : coussins d'assise et de dossier entièrement déhoussables dans toutes les versions (tissu et cuir). Seul l'élément "Wing" en tissu est déhoussable. Le revêtement de la structure en tissu se déhousse en démontant la base en métal après avoir desserré les boutons cannelés à l'aide de la clé fournie à cet effet. Revêtement en cuir fixe.

Base : cadre en aluminium extrudé avec éléments de raccordement en aluminium moulé sous pression (d'après un dessin exclusif de Minotti Studio), peinture brillante anti-trace couleur Bronze clair. Repose sur des pieds en métal, peinture brillante anti-trace couleur Bronze clair. Patins glisseurs en SEBS couleur bronze (caoutchouc souple anti-rayure).

N.B. : pour faciliter le déhoussage et la livraison, les accoudoirs et les dossiers peuvent être désolidarisés de la base grâce à un mécanisme d'enclenchement et déclenchement rapide.

FINITURA BASE BASE FINISH

METALLO | METAL



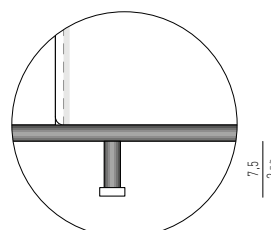
BRONZO LUCIDO
GLOSSY BRONZE

OPZIONI ALTEZZA PIEDINI | FEET HEIGHT OPTIONS

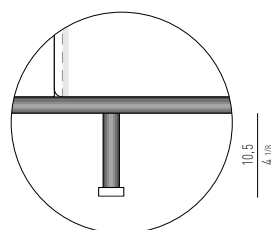
A richiesta sono disponibili, piedini H cm 10,5, ovvero più alti di cm 3 rispetto ai piedini di serie.

On demand feet 10,5 cms high (3 cm higher than the standard ones) are also available.

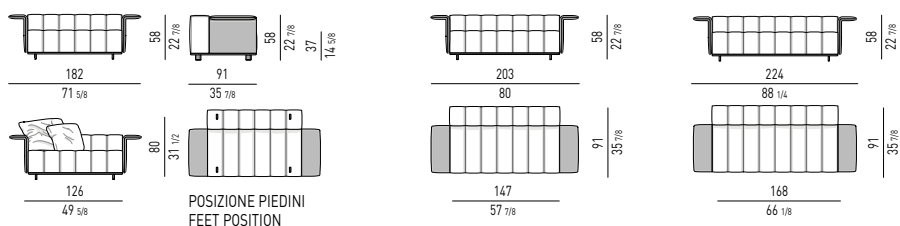
STANDARD VERSION



HIGH VERSION

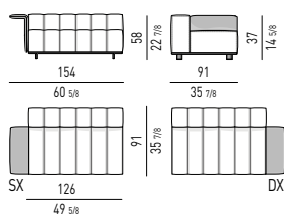


DIVANI | SOFAS

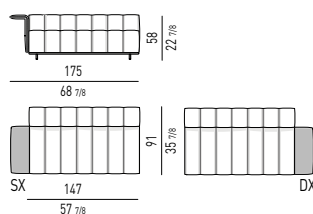


ELEMENTI TERMINALI | ELEMENTS WITH ONE ARMREST

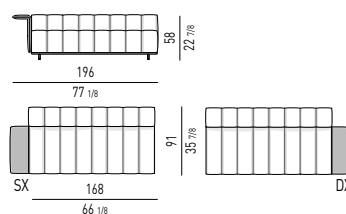
ELEMENTO TERMINALE CM 154
ELEMENT WITH 1 ARMREST CM 154



ELEMENTO TERMINALE CM 175
ELEMENT WITH 1 ARMREST CM 175

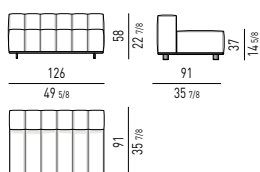


ELEMENTO TERMINALE CM 196
ELEMENT WITH 1 ARMREST CM 196

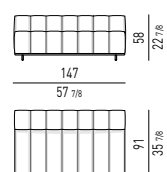


ELEMENTI CENTRALI | CENTRAL ELEMENTS

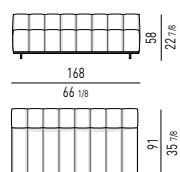
ELEMENTO CENTRALE CM 126
CENTRAL ELEMENT CM 126



ELEMENTO CENTRALE CM 147
CENTRAL ELEMENT CM 147

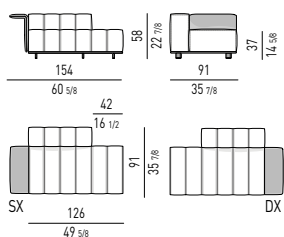


ELEMENTO CENTRALE CM 168
CENTRAL ELEMENT CM 168

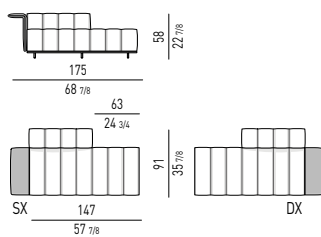


ELEMENTI TERMINALI PENISOLA | OPEN-END ELEMENTS WITH ONE ARMREST

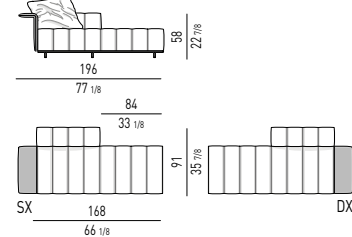
ELEMENTO TERMINALE PENISOLA CM 154 - SCHIENALE CM 84
OPEN-END ELEMENT WITH 1 ARMREST CM 154 - BACKREST CM 84



ELEMENTO TERMINALE PENISOLA CM 175 - SCHIENALE CM 84
OPEN-END ELEMENT WITH 1 ARMREST CM 175 - BACKREST CM 84

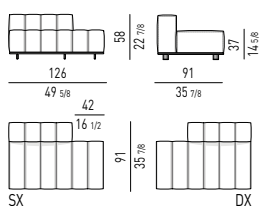


ELEMENTO TERMINALE PENISOLA CM 196 - SCHIENALE CM 84
OPEN-END ELEMENT WITH 1 ARMREST CM 196 - BACKREST CM 84

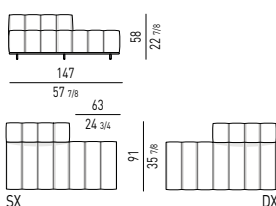


ELEMENTI PENISOLA | OPEN-END ELEMENTS

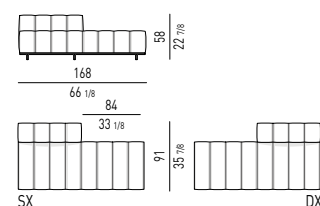
ELEMENTO PENISOLA CM 126 - SCHIENALE CM 84
OPEN-END ELEMENT CM 126 - BACKREST CM 84



ELEMENTO PENISOLA CM 147 - SCHIENALE CM 84
OPEN-END ELEMENT CM 147 - BACKREST CM 84

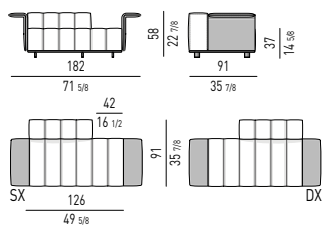


ELEMENTO PENISOLA CM 168 - SCHIENALE CM 84
OPEN-END ELEMENT CM 168 - BACKREST CM 84

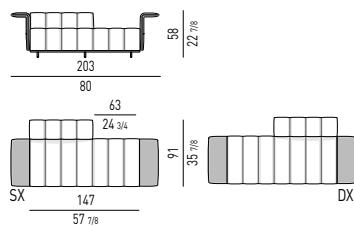


DIVANI OPEN | OPEN SOFAS

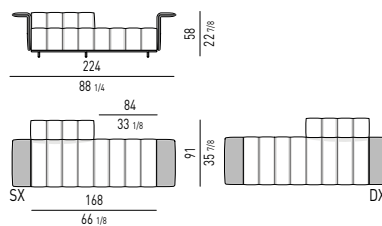
DIVANO OPEN CM 182 - SCHIENALE CM 84
OPEN SOFA CM 182 - BACKREST CM 84



DIVANO OPEN CM 203 - SCHIENALE CM 84
OPEN SOFA CM 203 - BACKREST CM 84

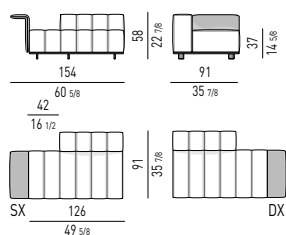


DIVANO OPEN CM 224 - SCHIENALE CM 84
OPEN SOFA CM 224 - BACKREST CM 84

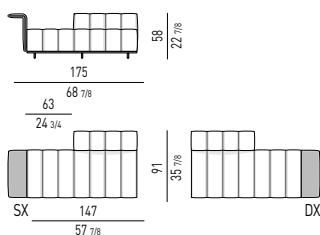


ELEMENTI DAYBED | DAYBED ELEMENTS

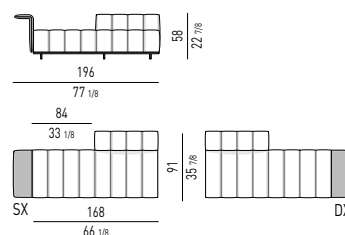
ELEMENTO DAYBED CM 154 - SCHIENALE CM 84
DAYBED ELEMENT CM 154 - BACKREST CM 84



ELEMENTO DAYBED CM 175 - SCHIENALE CM 84
DAYBED ELEMENT CM 175 - BACKREST CM 84

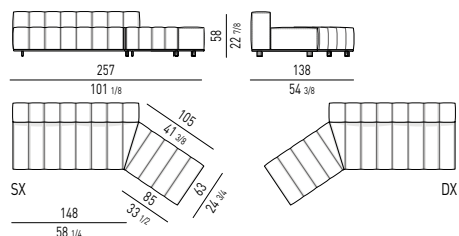


ELEMENTO DAYBED CM 196 - SCHIENALE CM 84
DAYBED ELEMENT CM 196 - BACKREST CM 84



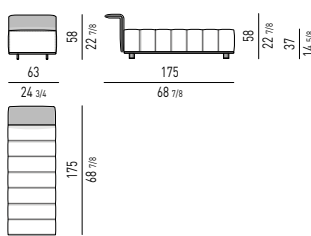
ELEMENTO INCLINATO PENISOLA | INCLINED OPEN-END ELEMENT

ELEMENTO INCLINATO PENISOLA CM 257 - SCHIENALE CM 168
INCLINED OPEN-END ELEMENT CM 257 - BACKREST CM 168

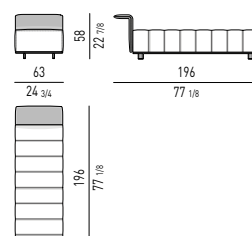


COUCH

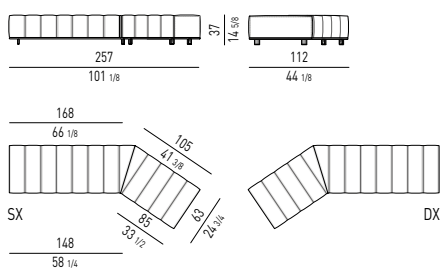
COUCH CM 63X175



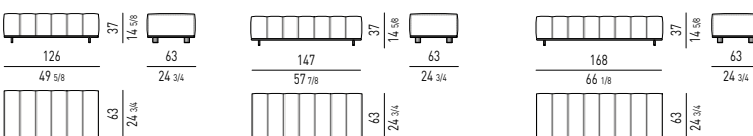
COUCH CM 63X196



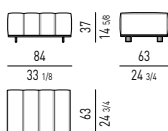
PANCA INCLINATA | INCLINED BENCH



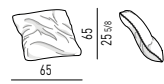
PANCHE | BENCHES



POUF | OTTOMAN



CUSCINO SCHIENALE OPTIONAL "FREEMAN LOUNGE"
"FREEMAN LOUNGE" OPTIONAL BACK CUSHION



CUSCINO OPTIONAL "FREEMAN"
"FREEMAN" OPTIONAL CUSHION

